

Q400



Bombardier Presents for Sale Q400 Aircraft - 4038

**TTSN 12,068
TCSN 11,692**

Aircraft Summary:

The Q400 is an extraordinary modern technology turboprop, offering airlines exceptional economics with jet speed and comfort in the 70-seat market. Designed to meet the requirements of regional airlines for more seats, superior economics and greater speed in the high-density regional arena, the Q400 is also replacing and supplementing jets on many regional and mainline routes worldwide.

With a maximum cruise speed of 360 kts, outstanding performance and seating of up to 78 passengers, the Q400 provides airlines with greater revenue-generating opportunities in regional and low cost markets and extends an airline's reach well beyond traditional turboprop markets. The Q400 is easily as fast as most jets on airline routes under 500 miles (800 km) and it's extraordinary economics, best of any regional aircraft today, are enabling it to compete effectively against established low cost carriers.

While the Q400 is larger and faster than the other Q Series models, the same pool of pilots can fly this aircraft, resulting in reduced crew costs for airlines with a mixed Q Series fleet.

Aircraft History:

SAS was the launch customer of the Q400. The SAS fleet Q400 was delivered as new aircraft directly from Bombardier between February 2000 and February 2002. In late October 2007, SAS elected to voluntarily withdraw the Q400 from active service and subsequently offer 24 Q400 aircraft for sale. This is one of the last of this batch of SAS aircraft that is available.

Aircraft Specification:



Technical Data PDF

The data herein is as of 30 May 2011 and is subject to verification. This data will require update as the aircraft is currently in service.

Specifications:

Please visit www.Q400.com for product overview and general details

Standard Avionics:

- Avionics
 - Automatic Flight Control System
 - Autopilot with Dual Flight Director
 - Dual Attitude and Heading Reference System (APIRS)
 - Dual Air Data Computers
 - EFIS (Electronic Flight Instrument System) (Thales V810 incorporated)
 - Cat II capability
 - Engine and Systems Integrated Display (ESID)
- Navigation
 - Dual VHF (VOR, Glideslope and Marker)
 - Dual ADF, DME and ATC Mode S (EHS capable)
 - Single Flight Management System with GPS (UNS-1E)
- Communication
 - Dual VHF System (8.33 kHz frequency spacing)
 - Service Interphone and Passenger Address System
- Other Systems
 - Integrated Standby Flight Instrument System (Thales)
 - Dual Radio Altimeter (Honeywell KRA-405B)
 - Colour Weather Radar (Honeywell Primus P660)
 - Enhanced Ground Proximity Warning System (EGPWS) (Honeywell Mk V)
 - with terrain clearance floor display on MFD
 - Steep approach switch on 4010, 4022, 4033, 4034, 4054
 - TCAS II/ACAS (change 7) (Honeywell CAS 67A)
 - Audio Integrating System
 - Solid State Cockpit Voice Recorder (2 hr) (Honeywell 6022)
 - Emergency Locator Transmitter (3 frequency) (Kannad 406AF)
 - Solid State Flight Data Recorder (Honeywell 4700)
 - Centralized Maintenance and Diagnostic System
 - ACARS with ½ size printer & 3rd VHF Comm (8.33 kHz) (Unilink 700)
 - EQAR (Extended Quick Access Recorder) (Thales)
 - Passenger boarding and music system (Team)

SAS Incorporated STC's:

- Installation of Crew Oxygen Servicing System
- Installation of Saftglo Emergency Photo Luminescent Floorpath Marking
- Installation of No-Slip Floor in front of Airstair Door
- Installation of Reinforced Cockpit Door
- Modification of Switch for Internal baggage door, to improve reliability
- Modification of Aft Baggage Compartment door restraint net

The data herein is as of 30 May 2011 and is subject to verification. This data will require update as the aircraft is currently in service.

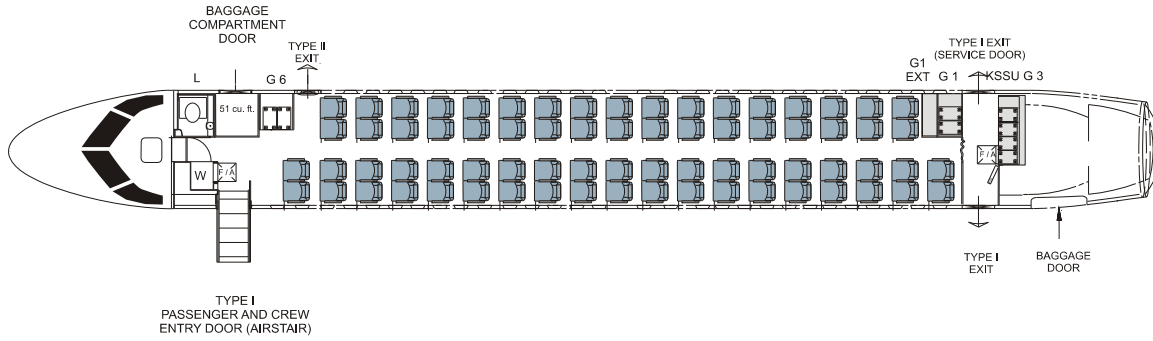
Additional Installed Options:

- Servicing - Cold weather maintenance – External AC powered heating – Wash water system (T1) and wet galley (G1)
- Servicing – Engine oil level indication system in cockpit
- Servicing – Pressure water filling system for G1 galley
- Air conditioning – Installation of ground air conditioning connector
- Electrical power – Relocation of AC ground power connection to RHS fwd fuse
- Baby change table in lavatory
- Additional manual stowage in flight compartment
- Forward RHS galley unit (G6) with stowage provisions for two aisle trolleys and two SU's
- 51 ft³ baggage compartment – removable upper shelf
- Overhead bin – handrails
- G1 Galley with stowage locations for two aisle trolleys and four SU'S – Installation of 50L watertank (approx) & AC powered water boiler
- G3 Galley with stowage locations for four aisle trolleys and 1 SU and & 2 AC powered KSSU size ovens
- Crew seats - AMI model 1414 Pilot seats
- Moveable class divider curtains above passenger seats only, no aisle curtain
- Lavatory – Wash water system
- Baggage divider nets and posts (aft compartment)
- Passenger window blinds
- Fuel indication – Introduction of metric quantity and flow indication
- Tail logo lights
- VHF COMM – Provisions for 3rd VHF radio
- Installation of second radio altimeter
- TCAS II (SOFTWARE CHANGE 7.0) / ACAS
- Full face oxygen and smoke masks for flight crew and observer – Puritan Bennet
- 3 PBE'S installed in passenger compartment – Puritan Bennett
- Emergency equipment – Additional F/A portable oxygen
- Altimeter digital barometric read-out on PFD in millibars in lieu of standard inches of mercury
- APU – Louvered inlet cover
- Auxiliary Power Unit (APU) – including DC generation and titanium tailcone
- Airstair door compatible with jetway – folding handrails
- Cockpit centre console extension

Passenger Seat Recline

The data herein is as of 30 May 2011 and is subject to verification. This data will require update as the aircraft is currently in service.

Proposed Q400 LOPA for Scandinavian Airlines System 72 Passengers at 32.0 Seat Pitch



Legend: F/A = Attendant; G = Galley; W = Wardrobe; L = Lavatory; T = Half-Size Trolley

Baggage/Storage Capacities:

Storage Location	72 Total Volume cu.ft.	Total Volume cu.m	Per Pax cu.ft.	Per Pax cu.m	Total Weight lb.	Total Weight kg
Aft Baggage Compt.	352.0	9.96	4.9	0.14	2280	1036
Fwd Baggage Compt.	51.0	1.44	0.7	0.02	510	232
Baggage Compt. Total	403.0	11.40	5.6	0.16	2790	1268
Overhead Bins (est.)	121.0	3.42	1.7	0.05		
Under-seat (est.)	118.8	3.36	1.7	0.05		
TS Wardrobe (est.)	15.0	0.42	0.2	0.01		
Total	657.8	18.62	9.1	0.26		

Galley Capabilities: (Space and/or Complete Provisions Provided)


Equipment Type	Half-Cart	Waste Container (built-in)	SU Container	Oven (Invertair)
Galley Position				
G1 ext (KSSU)	2		4	
G3 (KSSU)	4	1	1	2
G6 (KSSU)	2	1	2	
Total	8	2	7	2

Passenger Seats

Economy: **BE Aerospace Model 945**

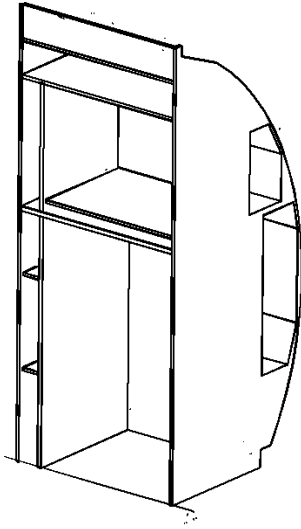
Catering Weight	Total lb.	Total kg	Per Pax lb.	Per Pax kg	Max Unit Weight lb.	Max Unit Weight kg
Galley Half-Cart	1056.0	479.0	14.7	6.7	132.0	60.0
Container	308.0	139.7	4.3	1.9	44.1	20.0
Total	1364.0	618.7	18.9	8.6		

Galley Layout(s):

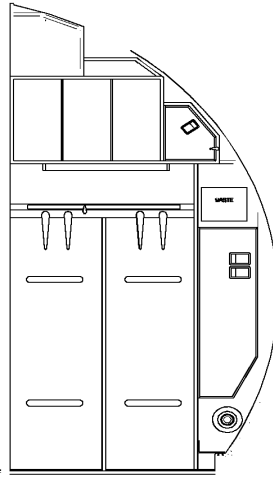


The data herein is as of 30 May 2011 and is subject to verification. This data will require update as the aircraft is currently in service.

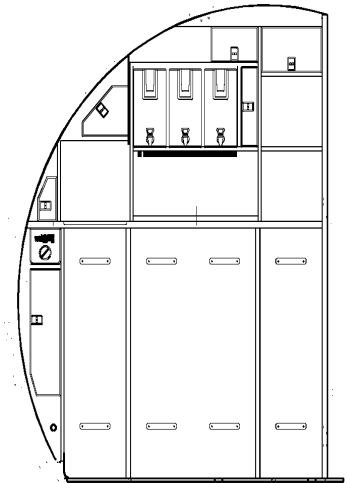
• **Galley Configurations:**




G6 Galley
 – Fwd RHS
 - 2 carts
 - 2 SU's
 - Emergency Equipment
 - Misc. stowage



G5 Galley
 – Rear RHS, Aft Facing
 Composed of G1 + extension
 - 2 carts
 - 50L water tank and boiler
 - 4 SU's
 - Work counter
 - Trash bin
 - Misc stowage



G3 Galley*
 – Rear RHS, Fwd Facing
 - 4 carts
 - 1 SU
 - 2 Ovens
 - Work counter
 - Trash bin
 - Misc. stowage



*Galleys may not be exactly as shown in line drawings.

The data herein is as of 30 May 2011 and is subject to verification. This data will require update as the aircraft is currently in service.

Aircraft Photos:



Flight deck



The data herein is as of 30 May 2011 and is subject to verification. This data will require update as the aircraft is currently in service.